

TBX3 Antibody (monoclonal) (M06)

Mouse monoclonal antibody raised against a partial recombinant TBX3.

Catalog # AT4170a

Product Information

Application	WB, IF
Primary Accession	O15119
Other Accession	NM_005996
Reactivity	Human
Host	mouse
Clonality	monoclonal
Isotype	IgG1 Kappa
Clone Names	3A7
Calculated MW	79389

Additional Information

Gene ID	6926
Other Names	T-box transcription factor TBX3, T-box protein 3, TBX3
Target/Specificity	TBX3 (NP_005987, 311 a.a. ~ 410 a.a) partial recombinant protein with GST tag. MW of the GST tag alone is 26 KDa.
Dilution	WB~~1:500~1000 IF~~1:50~200
Format	Clear, colorless solution in phosphate buffered saline, pH 7.2 .
Storage	Store at -20°C or lower. Aliquot to avoid repeated freezing and thawing.
Precautions	TBX3 Antibody (monoclonal) (M06) is for research use only and not for use in diagnostic or therapeutic procedures.


Background

This gene is a member of a phylogenetically conserved family of genes that share a common DNA-binding domain, the T-box. T-box genes encode transcription factors involved in the regulation of developmental processes. This protein is a transcriptional repressor and is thought to play a role in the anterior/posterior axis of the tetrapod forelimb. Mutations in this gene cause ulnar-mammary syndrome, affecting limb, apocrine gland, tooth, hair, and genital development. Alternative splicing of this gene results in three transcript variants encoding different isoforms; however, the full length nature of one variant has not been determined.

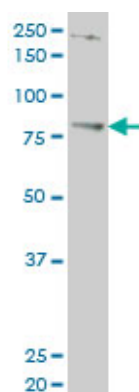
References

Variation at the NFATC2 Locus Increases the Risk of Thiazolinedinedione-Induced Edema in the Diabetes REduction Assessment with ramipril and rosiglitazone Medication (DREAM) Study. Bailey SD, et al. Diabetes Care, 2010 Jul 13. PMID 20628086. Recapitulation of two genomewide association studies on blood pressure and essential hypertension in the Korean population. Hong KW, et al. J Hum Genet, 2010 Jun. PMID 20414254. Development of the pacemaker tissues of the heart. Christoffels VM, et al. Circ Res, 2010 Feb 5. PMID 20133910. Genome-wide association study of PR interval. Pfeufer A, et al. Nat Genet, 2010 Feb. PMID 20062060. Gene-centric association signals for lipids and apolipoproteins identified via the HumanCVD BeadChip. Talmud PJ, et al. Am J Hum Genet, 2009 Nov. PMID 19913121.

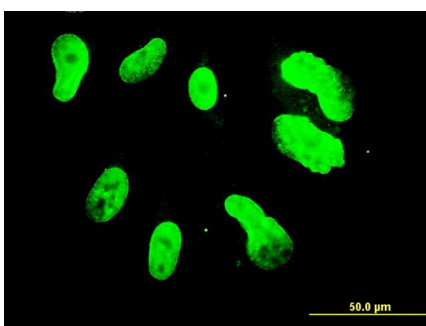
Images



Antibody Reactive Against Recombinant Protein. Western Blot detection against Immunogen (36.74 KDa) .



TBX3 monoclonal antibody (M06), clone 3A7 Western Blot analysis of TBX3 expression in HepG2 ((Cat # AT4170a)



Immunofluorescence of monoclonal antibody to TBX3 on HepG2 cell. [antibody concentration 10 ug/ml]

Please note: All products are 'FOR RESEARCH USE ONLY. NOT FOR USE IN DIAGNOSTIC OR THERAPEUTIC PROCEDURES'.