

TGOLN2 Antibody (monoclonal) (M02)

Mouse monoclonal antibody raised against a partial recombinant TGOLN2.
Catalog # AT4230a

Product Information

Application	WB, IHC, IF, E
Primary Accession	O43493
Other Accession	NM_006464
Reactivity	Human
Host	mouse
Clonality	monoclonal
Isotype	IgG2a Kappa
Clone Names	2F11
Calculated MW	45880

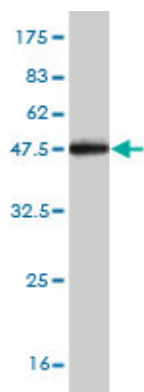
Additional Information

Gene ID	10618
Other Names	Trans-Golgi network integral membrane protein 2, TGN38 homolog, TGN46, TGN48, Trans-Golgi network protein TGN51, TGOLN2, TGN46, TGN51
Target/Specificity	TGOLN2 (NP_006455, 229 a.a. ~ 327 a.a) partial recombinant protein with GST tag. MW of the GST tag alone is 26 KDa.
Dilution	WB~~1:500~1000 IHC~~1:100~500 IF~~1:50~200 E~~N/A
Format	Clear, colorless solution in phosphate buffered saline, pH 7.2 .
Storage	Store at -20°C or lower. Aliquot to avoid repeated freezing and thawing.
Precautions	TGOLN2 Antibody (monoclonal) (M02) is for research use only and not for use in diagnostic or therapeutic procedures.

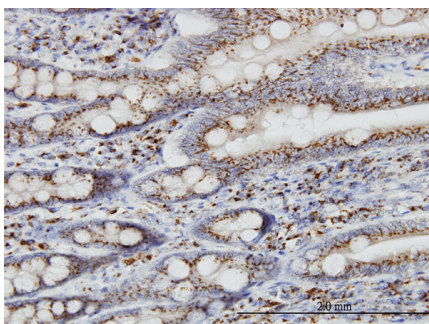
References

1. Phenylalanine Residues at the Carboxyl-terminus of the Herpes Simplex Virus Type-1 UL20 Membrane Protein Regulate Cytoplasmic Virion Envelopment and Infectious Virus Production. Charles AS, Chouljenko VN, Jambunathan N, Subramanian R, Mottram P, Kousoulas KGJ *Virology*. 2014 Apr 23;252:25-35.
2. Abnormal localization of leucine-rich repeat kinase 2 to the endosomal-lysosomal compartment in lewy body disease. Higashi S, Moore DJ, Yamamoto R, Minegishi M, Sato K, Togo T, Katsuse O, Uchikado H, Furukawa Y, Hino H, Kosaka K, Emson PC, Wada K, Dawson VL, Dawson TM, Arai H, Iseki EJ *Neuropathol Exp Neurol*. 2009 Sep;68(9):994-1005.
3. GIGYF2 is present in endosomal compartments in the mammalian brains and enhances IGF-1-induced ERK1/2 activation. Higashi S, Iseki E, Minegishi M, Togo T, Kabuta T, Wada K. *J Neurochem*. 2010 Jul 28. [Epub ahead of print].
4. CDK5RAP2 functions in centrosome to spindle pole

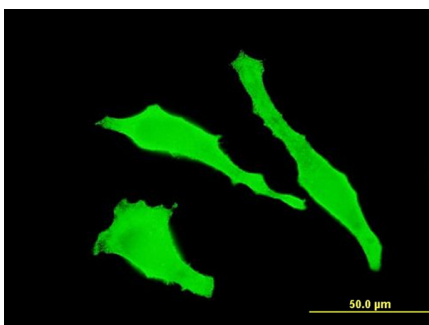
Images



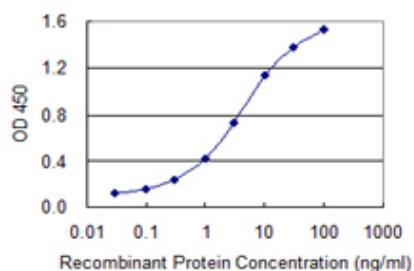
Antibody Reactive Against Recombinant Protein. Western Blot detection against Immunogen (36.63 KDa) .



Immunoperoxidase of monoclonal antibody to TGOLN2 on formalin-fixed paraffin-embedded human small Intestine. [antibody concentration 3 ug/ml]



Immunofluorescence of monoclonal antibody to TGOLN2 on HeLa cell . [antibody concentration 10 ug/ml]



Detection limit for recombinant GST tagged TGOLN2 is 0.03 ng/ml as a capture antibody.

Please note: All products are 'FOR RESEARCH USE ONLY. NOT FOR USE IN DIAGNOSTIC OR THERAPEUTIC PROCEDURES'.