

TP53RK Antibody (monoclonal) (M06)

Mouse monoclonal antibody raised against a partial recombinant TP53RK.

Catalog # AT4313a

Product Information

Application	IHC, IF, E
Primary Accession	Q96S44
Other Accession	BC009727
Reactivity	Human
Host	mouse
Clonality	monoclonal
Isotype	IgG1 Kappa
Clone Names	2E9
Calculated MW	28160

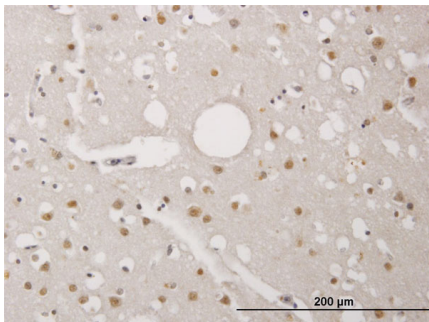
Additional Information

Gene ID	112858
Other Names	TP53-regulating kinase, Atypical serine/threonine protein kinase TP53RK, EKC/KEOPS complex subunit TP53RK, 36--, Nori-2, p53-related protein kinase, TP53RK, C20orf64, PRPK
Target/Specificity	TP53RK (AAH09727, 154 a.a. ~ 253 a.a) partial recombinant protein with GST tag. MW of the GST tag alone is 26 KDa.
Dilution	IHC~~1:100~500 IF~~1:50~200 E~~N/A
Format	Clear, colorless solution in phosphate buffered saline, pH 7.2 .
Storage	Store at -20°C or lower. Aliquot to avoid repeated freezing and thawing.
Precautions	TP53RK Antibody (monoclonal) (M06) is for research use only and not for use in diagnostic or therapeutic procedures.

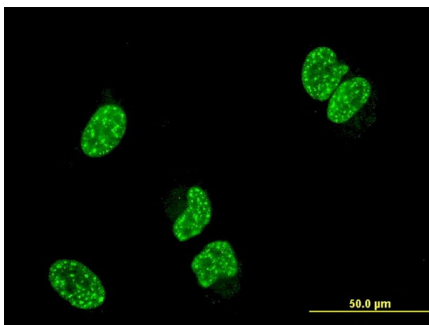
References

An approach based on a genome-wide association study reveals candidate loci for narcolepsy. Shimada M, et al. Hum Genet, 2010 Oct. PMID 20677014. Phosphorylation and activation of the atypical kinase p53-related protein kinase (PRPK) by Akt/PKB. Facchin S, et al. Cell Mol Life Sci, 2007 Oct. PMID 17712528. A Small Ras-like protein Ray/Rab1c modulates the p53-regulating activity of PRPK. Abe Y, et al. Biochem Biophys Res Commun, 2006 May 26. PMID 16600182. Towards a proteome-scale map of the human protein-protein interaction network. Rual JF, et al. Nature, 2005 Oct 20. PMID 16189514. The status, quality, and expansion of the NIH full-length cDNA project: the Mammalian Gene Collection (MGC). Gerhard DS, et al. Genome Res, 2004 Oct. PMID 15489334.

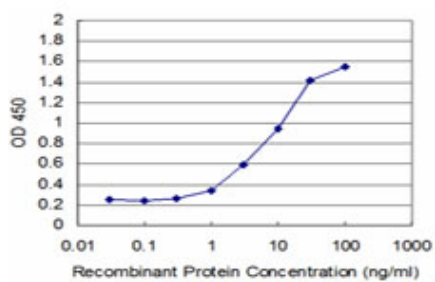
Images



Immunoperoxidase of monoclonal antibody to TP53RK on formalin-fixed paraffin-embedded human cerebral cortex. [antibody concentration 3 ug/ml]



Immunofluorescence of monoclonal antibody to TP53RK on HeLa cell . [antibody concentration 10 ug/ml]



Detection limit for recombinant GST tagged TP53RK is approximately 1ng/ml as a capture antibody.

Please note: All products are 'FOR RESEARCH USE ONLY. NOT FOR USE IN DIAGNOSTIC OR THERAPEUTIC PROCEDURES'.