

TRAPPC4 Antibody (monoclonal) (M01)

Mouse monoclonal antibody raised against a full length recombinant TRAPPC4.

Catalog # AT4334a

Product Information

Application	WB, IF, E
Primary Accession	Q9Y296
Other Accession	BC010866
Reactivity	Human, Mouse
Host	Mouse
Clonality	monoclonal
Isotype	IgG1 Kappa
Clone Names	2D10
Calculated MW	24340

Additional Information


Gene ID	51399
Other Names	Trafficking protein particle complex subunit 4, Hematopoietic stem/progenitor cell protein 172, Synbindin, TRS23 homolog, TRAPPC4, SBDN
Target/Specificity	TRAPPC4 (AAH10866, 1 a.a. ~ 219 a.a) full-length recombinant protein with GST tag. MW of the GST tag alone is 26 KDa.
Dilution	WB~~1:500~1000 IF~~1:50~200 E~~N/A
Format	Clear, colorless solution in phosphate buffered saline, pH 7.2 .
Storage	Store at -20°C or lower. Aliquot to avoid repeated freezing and thawing.
Precautions	TRAPPC4 Antibody (monoclonal) (M01) is for research use only and not for use in diagnostic or therapeutic procedures.

References

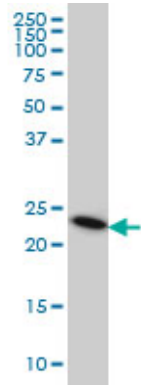
1.The Role of ERK2 in Colorectal Carcinogenesis Is Partly Regulated by TRAPPC4.Weng YR, Kong X, Yu YN, Wang YC, Hong J, Zhao SL, Fang JY*Mol Carcinog.* 2013 Apr 26. doi: 10.1002/mc.22031.2.TRAPPC2L is a Novel, Highly Conserved TRAPP-Interacting Protein.Scrivens PJ, Shahrzad N, Moores A, Morin A, Brunet S, Sacher M.*Traffic.* 2009 Jun;10(6):724-36. Epub 2009 Mar 3.

Images

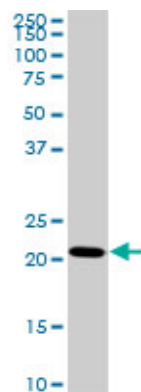
Antibody Reactive Against Recombinant Protein.Western



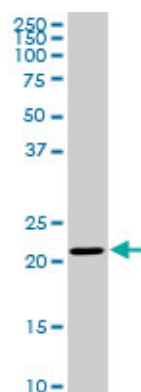
Blot detection against Immunogen (49.83 KDa) .



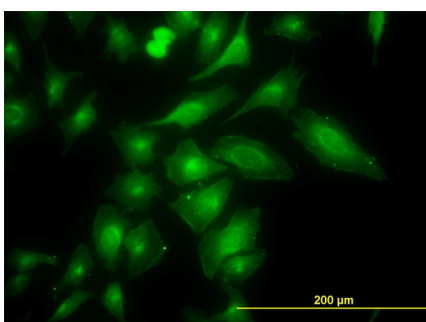
TRAPPC4 monoclonal antibody (M01), clone 2D10
Western Blot analysis of TRAPPC4 expression in HeLa (Cat # AT4334a)



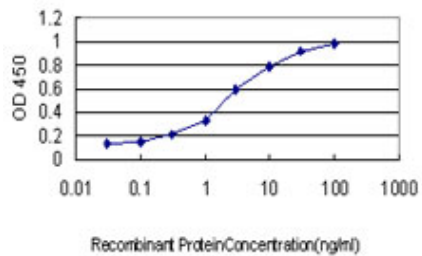
TRAPPC4 monoclonal antibody (M01), clone 2D10.
Western Blot analysis of TRAPPC4 expression in Raw 264.7 (Cat # AT4334a)



TRAPPC4 monoclonal antibody (M01), clone 2D10.
Western Blot analysis of TRAPPC4 expression in NIH/3T3 (Cat # AT4334a)



Immunofluorescence of monoclonal antibody to TRAPPC4 on HeLa cell. [antibody concentration 30 ug/ml]



Detection limit for recombinant GST tagged TRAPPC4 is approximately 0.03ng/ml as a capture antibody.

Please note: All products are 'FOR RESEARCH USE ONLY. NOT FOR USE IN DIAGNOSTIC OR THERAPEUTIC PROCEDURES'.