

TRIB3 Antibody (monoclonal) (M06)

Mouse monoclonal antibody raised against a partial recombinant TRIB3.

Catalog # AT4340a

Product Information

Application	WB, IF, E
Primary Accession	Q96RU7
Other Accession	BC027484
Reactivity	Human
Host	mouse
Clonality	monoclonal
Isotype	IgG1 Kappa
Clone Names	2G5
Calculated MW	39578

Additional Information

Gene ID	57761
Other Names	Tribbles homolog 3, TRB-3, Neuronal cell death-inducible putative kinase, SINK, p65-interacting inhibitor of NF-kappa-B, TRIB3, C20orf97, NIPK, SKIP3, TRB3
Target/Specificity	TRIB3 (AAH27484, 56 a.a. ~ 145 a.a) partial recombinant protein with GST tag. MW of the GST tag alone is 26 KDa.
Dilution	WB~~1:500~1000 IF~~1:50~200 E~~N/A
Format	Clear, colorless solution in phosphate buffered saline, pH 7.2 .
Storage	Store at -20°C or lower. Aliquot to avoid repeated freezing and thawing.
Precautions	TRIB3 Antibody (monoclonal) (M06) is for research use only and not for use in diagnostic or therapeutic procedures.

Background

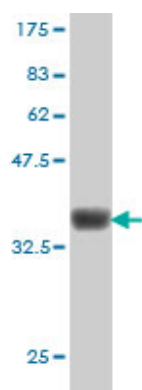
The protein encoded by this gene is a putative protein kinase that is induced by the transcription factor NF-kappaB. The encoded protein is a negative regulator of NF-kappaB and can also sensitize cells to TNF- and TRAIL-induced apoptosis. In addition, this protein can negatively regulate the cell survival serine-threonine kinase AKT1.

References


The TRIB3 R84 variant is associated with increased carotid intima-media thickness in vivo and with enhanced

MAPK signalling in human endothelial cells. Formoso G, et al. Cardiovasc Res, 2010 Sep 2. PMID 20693163. Variation at the NFATC2 Locus Increases the Risk of Thiazolidinedione-Induced Edema in the Diabetes REduction Assessment with ramipril and rosiglitazone Medication (DREAM) Study. Bailey SD, et al. Diabetes Care, 2010 Jul 13. PMID 20628086. The pseudokinase tribbles homolog 3 interacts with ATF4 to negatively regulate insulin exocytosis in human and mouse beta cells. Liew CW, et al. J Clin Invest, 2010 Aug 2. PMID 20592469. TRIB3 R84 variant affects glucose homeostasis by altering the interplay between insulin sensitivity and secretion. Prudente S, et al. Diabetologia, 2010 Jul. PMID 20393693. An integrative genomic approach in oesophageal cells identifies TRB3 as a bile acid responsive gene, downregulated in Barrett's oesophagus, which regulates NF-kappaB activation and cytokine levels. Duggan SP, et al. Carcinogenesis, 2010 May. PMID 20139130.

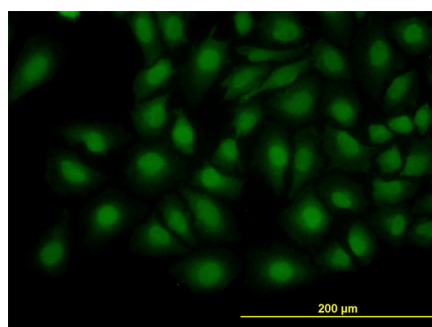
Images



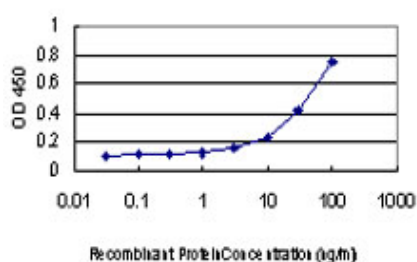
Antibody Reactive Against Recombinant Protein. Western Blot detection against Immunogen (35.53 KDa) .



TRIB3 monoclonal antibody (M06), clone 2G5 Western Blot analysis of TRIB3 expression in HepG2 (Cat # AT4340a)



Immunofluorescence of monoclonal antibody to TRIB3 on HeLa cell. [antibody concentration 10 ug/ml]



Detection limit for recombinant GST tagged TRIB3 is approximately 3ng/ml as a capture antibody.

Please note: All products are 'FOR RESEARCH USE ONLY. NOT FOR USE IN DIAGNOSTIC OR THERAPEUTIC PROCEDURES'.