

TYK2 Antibody (monoclonal) (M01)

Mouse monoclonal antibody raised against a partial recombinant TYK2.

Catalog # AT4423a

Product Information

Application	WB, IHC, IF, IP
Primary Accession	P29597
Other Accession	BC014243
Reactivity	Human
Host	mouse
Clonality	monoclonal
Isotype	IgG2a Kappa
Clone Names	6G12
Calculated MW	133650

Additional Information

Gene ID	7297
Other Names	Non-receptor tyrosine-protein kinase TYK2, TYK2
Target/Specificity	TYK2 (AAH14243, 276 a.a. ~ 375 a.a) partial recombinant protein with GST tag. MW of the GST tag alone is 26 KDa.
Dilution	WB~~1:500~1000 IHC~~1:100~500 IF~~1:50~200 IP~~N/A
Format	Clear, colorless solution in phosphate buffered saline, pH 7.2 .
Storage	Store at -20°C or lower. Aliquot to avoid repeated freezing and thawing.
Precautions	TYK2 Antibody (monoclonal) (M01) is for research use only and not for use in diagnostic or therapeutic procedures.

Background


This gene encodes a member of the tyrosine kinase and, more specifically, the Janus kinases (JAKs) protein families. This protein associates with the cytoplasmic domain of type I and type II cytokine receptors and promulgate cytokine signals by phosphorylating receptor subunits. It is also component of both the type I and type III interferon signaling pathways. As such, it may play a role in anti-viral immunity. A mutation in this gene has been associated with hyperimmunoglobulin E syndrome (HIES) - a primary immunodeficiency characterized by elevated serum immunoglobulin E.

References


Evaluation of candidate stromal epithelial cross-talk genes identifies association between risk of serous

ovarian cancer and TERT, a cancer susceptibility hot-spot. Johnatty SE, et al. PLoS Genet, 2010 Jul 8. PMID 20628624. Dengue hemorrhagic fever is associated with polymorphisms in JAK1. Silva LK, et al. Eur J Hum Genet, 2010 Jun 30. PMID 20588308. Interleukin-9 polymorphism in infants with respiratory syncytial virus infection: an opposite effect in boys and girls. Schuurhof A, et al. Pediatr Pulmonol, 2010 Jun. PMID 20503287. Structural and thermodynamic characterization of the TYK2 and JAK3 kinase domains in complex with CP-690550 and CMP-6. Chrencik JE, et al. J Mol Biol, 2010 Jul 16. PMID 20478313. Polymorphisms in innate immunity genes and risk of childhood leukemia. Han S, et al. Hum Immunol, 2010 Jul. PMID 20438785.

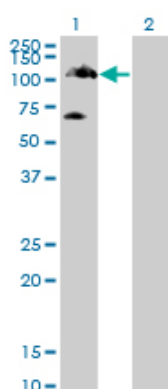
Images



Antibody Reactive Against Recombinant Protein. Western Blot detection against Immunogen (36.41 KDa) .

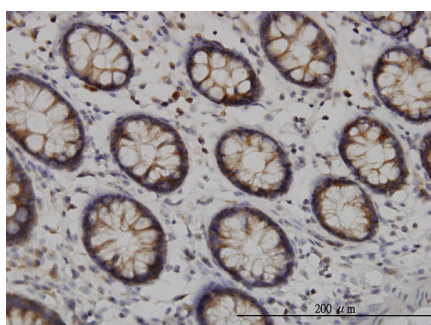


TYK2 monoclonal antibody (M01), clone 6G12 Western Blot analysis of TYK2 expression in HeLa (Cat # AT4423a)

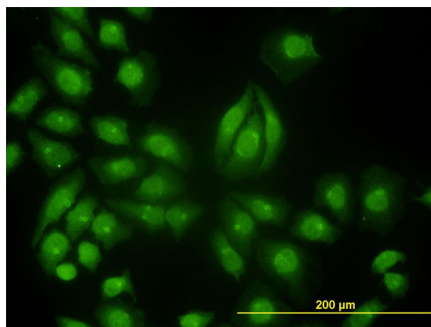


Western Blot analysis of TYK2 expression in transfected 293T cell line by TYK2 monoclonal antibody (M01), clone 6G12.

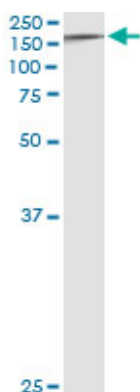
Lane 1: TYK2 transfected lysate(133.7 KDa).
Lane 2: Non-transfected lysate.



Immunoperoxidase of monoclonal antibody to TYK2 on formalin-fixed paraffin-embedded human colon.
[antibody concentration 3 ug/ml]



Immunofluorescence of monoclonal antibody to TYK2 on HeLa cell. [antibody concentration 10 ug/ml]



Immunoprecipitation of TYK2 transfected lysate using anti-TYK2 monoclonal antibody and Protein A Magnetic Bead ([U0007](#)), and immunoblotted with TYK2 MaxPab rabbit polyclonal antibody.

Please note: All products are 'FOR RESEARCH USE ONLY. NOT FOR USE IN DIAGNOSTIC OR THERAPEUTIC PROCEDURES'.