

USF1 Antibody (monoclonal) (M02)

Mouse monoclonal antibody raised against a partial recombinant USF1.

Catalog # AT4477a

Product Information

Application	WB, E
Primary Accession	P22415
Other Accession	NM_007122
Reactivity	Human
Host	mouse
Clonality	monoclonal
Isotype	IgG1 kappa
Clone Names	2A7
Calculated MW	33538

Additional Information

Gene ID	7391
Other Names	Upstream stimulatory factor 1, Class B basic helix-loop-helix protein 11, bHLHb11, Major late transcription factor 1, USF1, BHLHB11, USF
Target/Specificity	USF1 (NP_009053, 1 a.a. ~ 110 a.a) partial recombinant protein with GST tag. MW of the GST tag alone is 26 KDa.
Dilution	WB~~1:500~1000 E~~N/A
Format	Clear, colorless solution in phosphate buffered saline, pH 7.2 .
Storage	Store at -20°C or lower. Aliquot to avoid repeated freezing and thawing.
Precautions	USF1 Antibody (monoclonal) (M02) is for research use only and not for use in diagnostic or therapeutic procedures.

Background

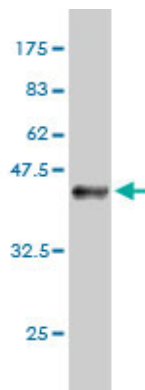
This gene encodes a member of the basic helix-loop-helix leucine zipper family, and can function as a cellular transcription factor. The encoded protein can activate transcription through pyrimidine-rich initiator (Inr) elements and E-box motifs. This gene has been linked to familial combined hyperlipidemia (FCHL). Two transcript variants encoding distinct isoforms have been identified for this gene.

References

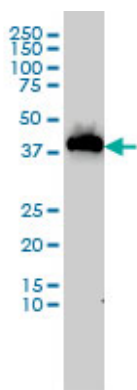
1.Association of thymidylate synthase enhancer region polymorphisms with thymidylate synthase activity in vivo.de Bock CE, Garg MB, Scott N, Sakoff JA, Scorgie FE, Ackland SP, Lincz LF.Pharmacogenomics J. 2010 Jun

8. [Epub ahead of print]2. Use of a single chain antibody library for ovarian cancer biomarker discovery. Ramirez AB, Loch CM, Zhang Y, Liu Y, Wang X, Wayner EA, Sargent JE, Sibani S, Hainsworth E, Mendoza EA, Eugene R, Labaer J, Urban ND, McIntosh MW, Lampe PD. Mol Cell Proteomics. 2010 May 13. [Epub ahead of print]3. A role of DNA-PK for the metabolic gene regulation in response to insulin. Wong RH, Chang I, Hudak CS, Hyun S, Kwan HY, Sul HS. Cell. 2009 Mar 20;136(6):1056-72.

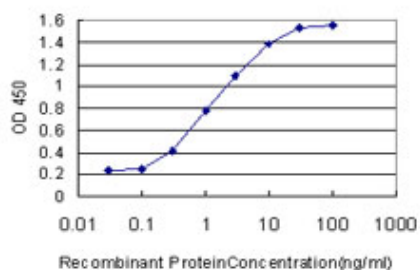
Images



Antibody Reactive Against Recombinant Protein. Western Blot detection against Immunogen (37.84 KDa) .



USF1 monoclonal antibody (M02), clone 2A7 Western Blot analysis of USF1 expression in MCF-7 ((Cat # AT4477a)



Detection limit for recombinant GST tagged USF1 is approximately 0.1 ng/ml as a capture antibody.

Please note: All products are 'FOR RESEARCH USE ONLY. NOT FOR USE IN DIAGNOSTIC OR THERAPEUTIC PROCEDURES'.