

VSNL1 Antibody (monoclonal) (M01)

Mouse monoclonal antibody raised against a full length recombinant VSNL1.

Catalog # AT4523a

Product Information

Application	WB, E
Primary Accession	P62760
Other Accession	BC022012
Reactivity	Human
Host	Mouse
Clonality	monoclonal
Isotype	IgG2a kappa
Clone Names	2F1-E3
Calculated MW	22142

Additional Information

Gene ID	7447
Other Names	Visinin-like protein 1, VILIP, VLP-1, Hippocalcin-like protein 3, HLP3, VSNL1, VISL1
Target/Specificity	VSNL1 (AAH22012, 1 a.a. ~ 191 a.a) full-length recombinant protein with GST tag. MW of the GST tag alone is 26 KDa.
Dilution	WB~~1:500~1000 E~~N/A
Format	Clear, colorless solution in phosphate buffered saline, pH 7.2 .
Storage	Store at -20°C or lower. Aliquot to avoid repeated freezing and thawing.
Precautions	VSNL1 Antibody (monoclonal) (M01) is for research use only and not for use in diagnostic or therapeutic procedures.

Background


This gene is a member of the visinin/recoverin subfamily of neuronal calcium sensor proteins. The encoded protein is strongly expressed in granule cells of the cerebellum where it associates with membranes in a calcium-dependent manner and modulates intracellular signaling pathways of the central nervous system by directly or indirectly regulating the activity of adenylyl cyclase. Alternatively spliced transcript variants have been observed, but their full-length nature has not been determined.

References

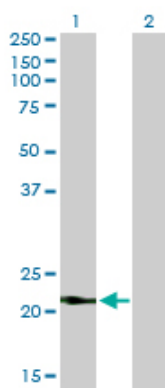
MicroRNAs and target site screening reveals a pre-microRNA-30e variant associated with schizophrenia. Xu

Y, et al. Schizophr Res, 2010 Jun. PMID 20347265. Visinin-like protein 1 regulates natriuretic peptide receptor B in the heart. Buttgereit J, et al. Regul Pept, 2010 Apr 9. PMID 20079378. Promoter regulation of the visinin-like subfamily of neuronal calcium sensor proteins by nuclear respiratory factor-1. Fu J, et al. J Biol Chem, 2009 Oct 2. PMID 19674972. Regulatory elements and functional implication for the formation of dimeric visinin-like protein-1. Chen KC, et al. J Pept Sci, 2009 Feb. PMID 19065602. Neuronal Ca²⁺ sensor VILIP-1 leads to the upregulation of functional $\alpha 4\beta 2$ nicotinic acetylcholine receptors in hippocampal neurons. Zhao CJ, et al. Mol Cell Neurosci, 2009 Feb. PMID 19063970.

Images

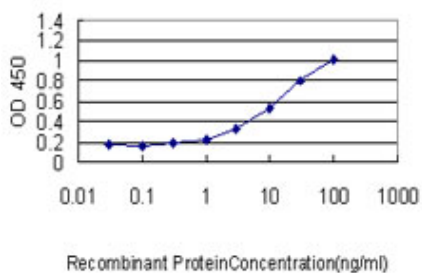


Antibody Reactive Against Recombinant Protein. Western Blot detection against Immunogen (46.75 KDa) .



Western Blot analysis of VSNL1 expression in transfected 293T cell line by VSNL1 monoclonal antibody (M01), clone 2F1-E3.

Lane 1: VSNL1 transfected lysate (22.1 KDa).
Lane 2: Non-transfected lysate.



Detection limit for recombinant GST tagged VSNL1 is approximately 0.3 ng/ml as a capture antibody.

Please note: All products are 'FOR RESEARCH USE ONLY. NOT FOR USE IN DIAGNOSTIC OR THERAPEUTIC PROCEDURES'.