

XRCC6 Antibody (monoclonal) (M05)

Mouse monoclonal antibody raised against a full-length recombinant XRCC6.

Catalog # AT4554a

Product Information

Application	WB, IF, E
Primary Accession	P12956
Other Accession	BC018259
Reactivity	Human
Host	mouse
Clonality	monoclonal
Isotype	IgG2a Kappa
Clone Names	3D12
Calculated MW	69843

Additional Information

Gene ID	2547
Other Names	X-ray repair cross-complementing protein 6, 364-, 4299-, 5'-deoxyribose-5-phosphate lyase Ku70, 5'-dRP lyase Ku70, 70 kDa subunit of Ku antigen, ATP-dependent DNA helicase 2 subunit 1, ATP-dependent DNA helicase II 70 kDa subunit, CTC box-binding factor 75 kDa subunit, CTC75, CTCBF, DNA repair protein XRCC6, Lupus Ku autoantigen protein p70, Ku70, Thyroid-lupus autoantigen, TLAA, X-ray repair complementing defective repair in Chinese hamster cells 6, XRCC6, G22P1
Target/Specificity	XRCC6 (AAH18259, 1 a.a. ~ 609 a.a) full-length recombinant protein with GST tag. MW of the GST tag alone is 26 kDa.
Dilution	WB~~1:500~1000 IF~~1:50~200 E~~N/A
Format	Clear, colorless solution in phosphate buffered saline, pH 7.2 .
Storage	Store at -20°C or lower. Aliquot to avoid repeated freezing and thawing.
Precautions	XRCC6 Antibody (monoclonal) (M05) is for research use only and not for use in diagnostic or therapeutic procedures.

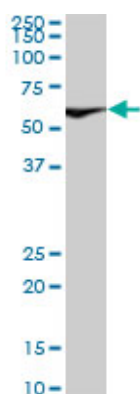
Background

The p70/p80 autoantigen is a nuclear complex consisting of two subunits with molecular masses of approximately 70 and 80 kDa. The complex functions as a single-stranded DNA-dependent ATP-dependent helicase. The complex may be involved in the repair of nonhomologous DNA ends such as that required for double-strand break repair, transposition, and V(D)J recombination. High levels of autoantibodies to p70 and p80 have been found in some patients with systemic lupus erythematosus.

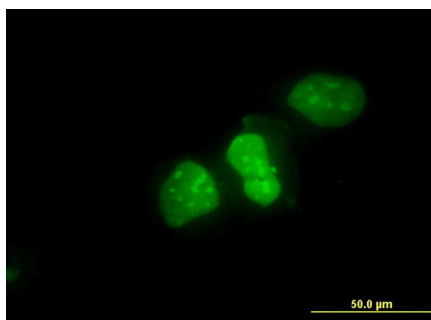
References

Variation at the NFATC2 Locus Increases the Risk of Thiazolinedione-Induced Edema in the Diabetes REduction Assessment with ramipril and rosiglitazone Medication (DREAM) Study. Bailey SD, et al. Diabetes Care, 2010 Jul 13. PMID 20628086. Gamma-Radiation Sensitivity and Polymorphisms in RAD51L1 Modulate Glioma Risk. Liu Y, et al. Carcinogenesis, 2010 Jul 7. PMID 20610542. Ku70 corrupts DNA repair in the absence of the Fanconi anemia pathway. Pace P, et al. Science, 2010 Jul 9. PMID 20538911. Variation within DNA repair pathway genes and risk of multiple sclerosis. Briggs FB, et al. Am J Epidemiol, 2010 Jul 15. PMID 20522537. Analysis of the polymorphisms in non-homologous DNA end joining (NHEJ) gene Ku70 and Ligase IV in sporadic breast cancer in women. Sobczuk A, et al. Pol J Pathol, 2010. PMID 20496270.

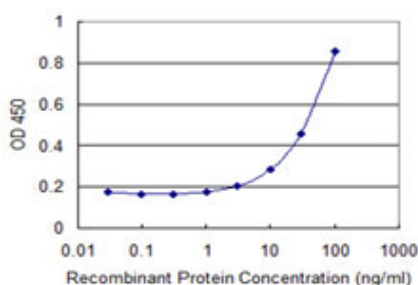
Images



XRCC6 monoclonal antibody (M05), clone 3D12. Western Blot analysis of XRCC6 expression in HeLa S3 NE (Cat # L013V3).



Immunofluorescence of monoclonal antibody to XRCC6 on HeLa cell . [antibody concentration 10 μg/ml]



Detection limit for recombinant GST tagged XRCC6 is 1 ng/ml as a capture antibody.

Please note: All products are 'FOR RESEARCH USE ONLY. NOT FOR USE IN DIAGNOSTIC OR THERAPEUTIC PROCEDURES'.