

YAP1 Antibody (monoclonal) (M03)

Mouse monoclonal antibody raised against a partial recombinant YAP1.

Catalog # AT4557a

Product Information

Application	WB, IHC, IF, E
Primary Accession	P46937
Other Accession	NM_006106
Reactivity	Human
Host	mouse
Clonality	monoclonal
Isotype	IgG2a Kappa
Clone Names	2H1
Calculated MW	54462

Additional Information

Gene ID	10413
Other Names	Transcriptional coactivator YAP1, Yes-associated protein 1, Protein yorkie homolog, Yes-associated protein YAP65 homolog, YAP1, YAP65
Target/Specificity	YAP1 (NP_006097, 53 a.a. ~ 161 a.a) partial recombinant protein with GST tag. MW of the GST tag alone is 26 KDa.
Dilution	WB~~1:500~1000 IHC~~1:100~500 IF~~1:50~200 E~~N/A
Format	Clear, colorless solution in phosphate buffered saline, pH 7.2 .
Storage	Store at -20°C or lower. Aliquot to avoid repeated freezing and thawing.
Precautions	YAP1 Antibody (monoclonal) (M03) is for research use only and not for use in diagnostic or therapeutic procedures.

Background


This gene encodes the human ortholog of chicken YAP protein which binds to the SH3 domain of the Yes proto-oncogene product. This protein contains a WW domain that is found in various structural, regulatory and signaling molecules in yeast, nematode, and mammals, and may be involved in protein-protein interaction.

References


Personalized smoking cessation: interactions between nicotine dose, dependence and quit-success genotype score. Rose JE, et al. Mol Med, 2010 Jul-Aug. PMID 20379614. MicroRNA-375 targets Hippo-signaling effector

YAP in liver cancer and inhibits tumor properties. Liu AM, et al. Biochem Biophys Res Commun, 2010 Apr 9. PMID 20226166. Overexpression of yes-associated protein contributes to progression and poor prognosis of non-small-cell lung cancer. Wang Y, et al. Cancer Sci, 2010 May. PMID 20219076. Yap is a novel regulator of C2C12 myogenesis. Watt KI, et al. Biochem Biophys Res Commun, 2010 Mar 19. PMID 20153295. A coordinated phosphorylation by Lats and CK1 regulates YAP stability through SCF(beta-TRCP). Zhao B, et al. Genes Dev, 2010 Jan 1. PMID 20048001.

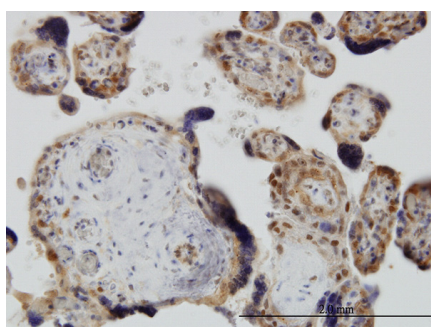
Images



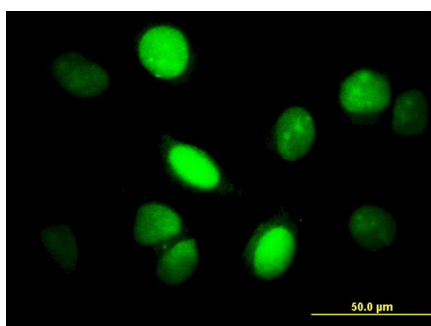
Antibody Reactive Against Recombinant Protein. Western Blot detection against Immunogen (37.73 KDa) .



YAP1 monoclonal antibody (M03), clone 2H1 Western Blot analysis of YAP1 expression in Hela S3 NE ((Cat # AT4557a)

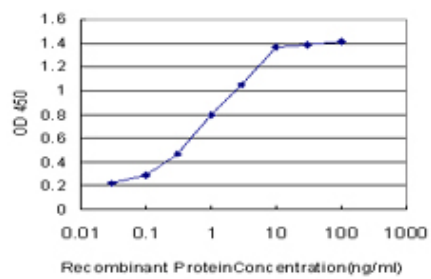


Immunoperoxidase of monoclonal antibody to YAP1 on formalin-fixed paraffin-embedded human placenta. [antibody concentration 3 ug/ml]



Immunofluorescence of monoclonal antibody to YAP1 on HeLa cell. [antibody concentration 40 ug/ml]

Detection limit for recombinant GST tagged YAP1 is approximately 0.03ng/ml as a capture antibody.



Please note: All products are 'FOR RESEARCH USE ONLY. NOT FOR USE IN DIAGNOSTIC OR THERAPEUTIC PROCEDURES'.