

YY1 Antibody (monoclonal) (M03)

Mouse monoclonal antibody raised against a partial recombinant YY1.

Catalog # AT4564a

Product Information

Application	WB, IHC, IF, E
Primary Accession	P25490
Other Accession	NM_003403
Reactivity	Human
Host	mouse
Clonality	monoclonal
Isotype	IgG1 Kappa
Clone Names	4D2
Calculated MW	44713

Additional Information

Gene ID	7528
Other Names	Transcriptional repressor protein YY1, Delta transcription factor, INO80 complex subunit S, NF-E1, Yin and yang 1, YY-1, YY1, INO80S
Target/Specificity	YY1 (NP_003394, 221 a.a. ~ 320 a.a) partial recombinant protein with GST tag. MW of the GST tag alone is 26 KDa.
Dilution	WB~~1:500~1000 IHC~~1:100~500 IF~~1:50~200 E~~N/A
Format	Clear, colorless solution in phosphate buffered saline, pH 7.2 .
Storage	Store at -20°C or lower. Aliquot to avoid repeated freezing and thawing.
Precautions	YY1 Antibody (monoclonal) (M03) is for research use only and not for use in diagnostic or therapeutic procedures.

Background

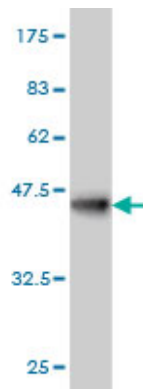
YY1 is a ubiquitously distributed transcription factor belonging to the GLI-Kruppel class of zinc finger proteins. The protein is involved in repressing and activating a diverse number of promoters. YY1 may direct histone deacetylases and histone acetyltransferases to a promoter in order to activate or repress the promoter, thus implicating histone modification in the function of YY1.

References

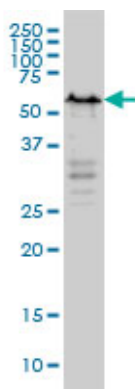
CXCR4/YY1 inhibition impairs VEGF network and angiogenesis during malignancy. de Nigris F, et al. Proc Natl Acad Sci U S A, 2010 Aug 10. PMID 20660740. Transcription factor YY1 interacts with retroviral integrases and

facilitates integration of moloney murine leukemia virus cDNA into the host chromosomes. Inayoshi Y, et al. J Virol, 2010 Aug. PMID 20519390.Repressors NFI and NFY participate in organ-specific regulation of von Willebrand factor promoter activity in transgenic mice. Nassiri M, et al. Arterioscler Thromb Vasc Biol, 2010 Jul. PMID 20431063.Identification of Yin Yang 1-interacting partners at -1026C/A in the human iNOS promoter. Li W, et al. Arch Biochem Biophys, 2010 Jun 15. PMID 20430007.Identification of a Smad4/YY1-recognized and BMP2-responsive transcriptional regulatory module in the promoter of mouse GABA transporter subtype I (Gat1) gene. Yao M, et al. J Neurosci, 2010 Mar 17. PMID 20237276.

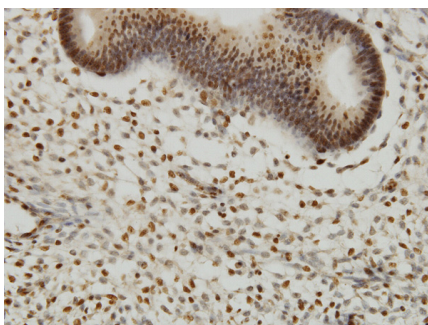
Images



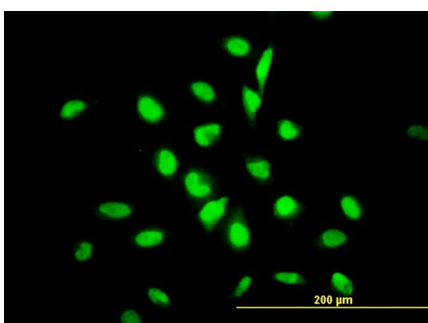
Antibody Reactive Against Recombinant Protein.Western Blot detection against Immunogen (36.74 KDa) .



YY1 monoclonal antibody (M03), clone 4D2 Western Blot analysis of YY1 expression in HeLa S3 NE ((Cat # AT4564a)

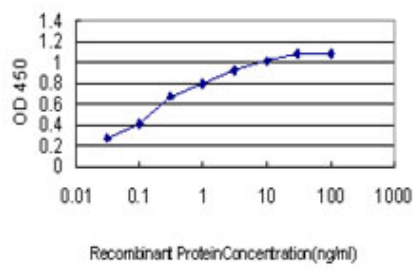


Immunoperoxidase of monoclonal antibody to YY1 on formalin-fixed paraffin-embedded human endometrium. [antibody concentration 3 ug/ml]



Immunofluorescence of monoclonal antibody to YY1 on HeLa cell. [antibody concentration 10 ug/ml]

Detection limit for recombinant GST tagged YY1 is



approximately 0.03ng/ml as a capture antibody.

Please note: All products are 'FOR RESEARCH USE ONLY. NOT FOR USE IN DIAGNOSTIC OR THERAPEUTIC PROCEDURES'.