

ZNF274 Antibody (monoclonal) (M01)

Mouse monoclonal antibody raised against a partial recombinant ZNF274.

Catalog # AT4620a

Product Information

Application	WB, IF, E
Primary Accession	Q96GC6
Other Accession	NM_133502
Reactivity	Human
Host	mouse
Clonality	monoclonal
Isotype	IgG2b Kappa
Clone Names	4C12
Calculated MW	74177

Additional Information

Gene ID	10782
Other Names	Neurotrophin receptor-interacting factor homolog, Zinc finger protein 274, Zinc finger protein HFB101, Zinc finger protein with KRAB and SCAN domains 19, Zinc finger protein zfp2, Zf2, ZNF274, ZKSCAN19
Target/Specificity	ZNF274 (NP_598009, 420 a.a. ~ 530 a.a) partial recombinant protein with GST tag. MW of the GST tag alone is 26 KDa.
Dilution	WB~~1:500~1000 IF~~1:50~200 E~~N/A
Format	Clear, colorless solution in phosphate buffered saline, pH 7.2 .
Storage	Store at -20°C or lower. Aliquot to avoid repeated freezing and thawing.
Precautions	ZNF274 Antibody (monoclonal) (M01) is for research use only and not for use in diagnostic or therapeutic procedures.

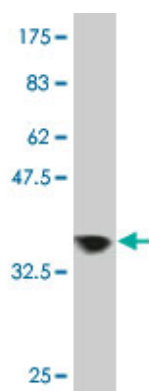
Background

This gene encodes a zinc finger protein containing five C2H2-type zinc finger domains, one or two Kruppel-associated box A (KRAB A) domains, and a leucine-rich domain. The encoded protein has been suggested to be a transcriptional repressor. It localizes predominantly to the nucleolus. Alternatively spliced transcript variants encoding different isoforms exist. These variants utilize alternative polyadenylation signals.

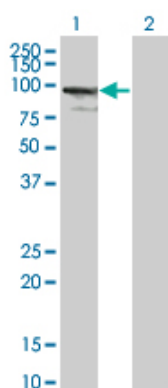
References

Systematic identification of SH3 domain-mediated human protein-protein interactions by peptide array target screening. Wu C, et al. *Proteomics*, 2007 Jun. PMID 17474147. The KAP1 corepressor functions to coordinate the assembly of de novo HP1-demarcated microenvironments of heterochromatin required for KRAB zinc finger protein-mediated transcriptional repression. Sripathy SP, et al. *Mol Cell Biol*, 2006 Nov. PMID 16954381. Large-scale cDNA transfection screening for genes related to cancer development and progression. Wan D, et al. *Proc Natl Acad Sci U S A*, 2004 Nov 2. PMID 15498874. The status, quality, and expansion of the NIH full-length cDNA project: the Mammalian Gene Collection (MGC). Gerhard DS, et al. *Genome Res*, 2004 Oct. PMID 15489334. Complete sequencing and characterization of 21,243 full-length human cDNAs. Ota T, et al. *Nat Genet*, 2004 Jan. PMID 14702039.

Images

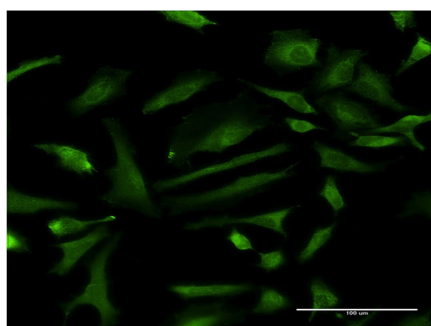


Antibody Reactive Against Recombinant Protein. Western Blot detection against Immunogen (37.95 KDa) .

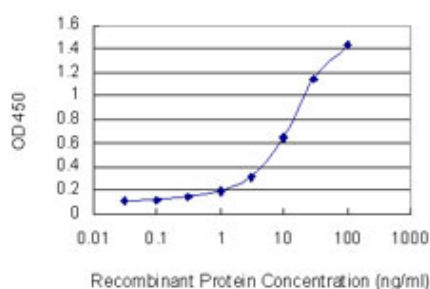


Western Blot analysis of ZNF274 expression in transfected 293T cell line by ZNF274 monoclonal antibody (M01), clone 4C12.

Lane 1: ZNF274 transfected lysate (74.2 KDa).
Lane 2: Non-transfected lysate.



Immunofluorescence of monoclonal antibody to ZNF274 on HeLa cell . [antibody concentration 10 ug/ml]



Detection limit for recombinant GST tagged ZNF274 is 0.1 ng/ml as a capture antibody.

Please note: All products are 'FOR RESEARCH USE ONLY. NOT FOR USE IN DIAGNOSTIC OR THERAPEUTIC PROCEDURES'.