

Acetyl-Histone H4 (Lys5) Rabbit mAb

Catalog # AP76777

Product Information

Application	WB, IHC-P, IHC-F, IP, ICC
Primary Accession	P62805
Reactivity	Human, Mouse
Host	Rabbit
Clonality	Monoclonal Antibody
Calculated MW	11367

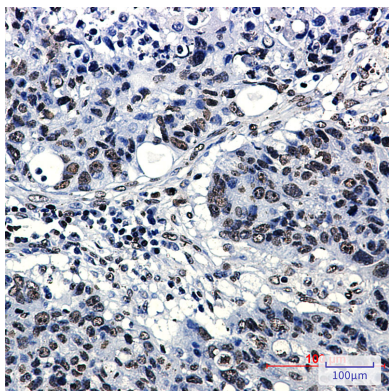
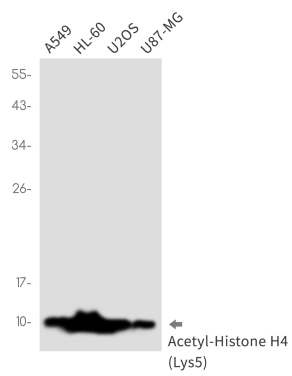
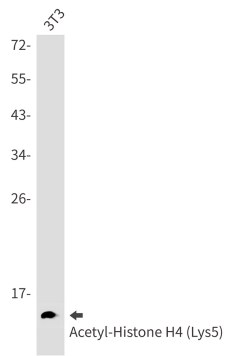
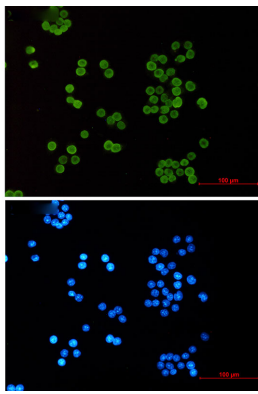
Additional Information

Gene ID	121504;554313;8294;8359;8360;8361;8362;8363;8364;8365;8366;8367;8368;8370
Other Names	H4C1
Dilution	WB~~1/500-1/1000 IHC-P~~N/A IHC-F~~N/A IP~~1/20 ICC~~N/A
Format	50mM Tris-Glycine(pH 7.4), 0.15M NaCl, 40%Glycerol, 0.01% sodium azide and 0.05% BSA.
Storage	Store at 4°C short term. Aliquot and store at -20°C long term. Avoid freeze/thaw cycles.

Protein Information

Name	H4C1
Synonyms	H4/A, H4FA, HIST1H4A
Function	Core component of nucleosome. Nucleosomes wrap and compact DNA into chromatin, limiting DNA accessibility to the cellular machineries which require DNA as a template. Histones thereby play a central role in transcription regulation, DNA repair, DNA replication and chromosomal stability. DNA accessibility is regulated via a complex set of post-translational modifications of histones, also called histone code, and nucleosome remodeling.
Cellular Location	Nucleus {ECO:0000250 UniProtKB:P62806}. Chromosome. Note=Localized to the nucleus when acetylated in step 11 spermatids. {ECO:0000250 UniProtKB:P62806}

Images



Please note: All products are 'FOR RESEARCH USE ONLY. NOT FOR USE IN DIAGNOSTIC OR THERAPEUTIC PROCEDURES'.